

INDUSTRIAL BARRIER GATE OPERATOR

BG790



**HEAVY-DUTY INDUSTRIAL-DUTY  
BARRIER GATE OPERATOR WITH  
1/2 HP COMMERCIAL MOTOR**

Reliable gear-driven barrier gate operator for heavy-duty industrial applications.

This barrier gate is designed for Wishbone-Type Arms with lengths up to 24 ft. Powdercoated weather-resistant steel enclosure and a 1/2 HP commercial motor to ensure strong, dependable performance.

**LiftMaster®**

# BG790

## STANDARD FEATURES

### Control Inputs

Control inputs allow the connection of a full range of optional external devices like loop detectors, photo eyes, telephone entry systems, access control systems and radio receivers.

### Limit Settings

All driven limit cams are fully adjustable, adding considerable convenience to unit installation and maintenance.

### 24 Ft. Wishbone Arm

Includes 24 ft. wishbone arm with black and white stripes and two counter weights

## OPTIONAL ACCESSORIES

### Dual Gate Capability

Supports the operation of 2 separate gate operators in unison at a single entrance, assuring consistent, simultaneous open/close cycle for both operators and is bi-part capable.

### Timer To Close

This optional programmable module can be set from 1 to 1,024 seconds. The unit will automatically close when your programmed time has expired.

### Plug-in Style Loop Detectors

The operator incorporates a 2-harness support system that can accept up to 2 plug-in loop detectors for exit or hold-open functions.

### Long-Distance Wiring Module

This module allows you to mount accessories or controls beyond 100 ft. from the operator.

### Flex Red Light Strip

10 ft. long.

### Thermostatically Controlled Heater

For use in extreme cold environments.

## OPTIONAL ACCESSORIES

### Single-Button Radio Modification

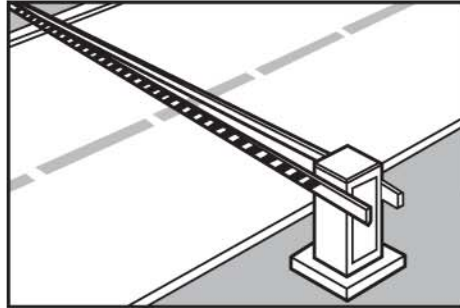
Allows you to use a radio control to both open and close the barrier arm.

### Reverse Cabinet Modification

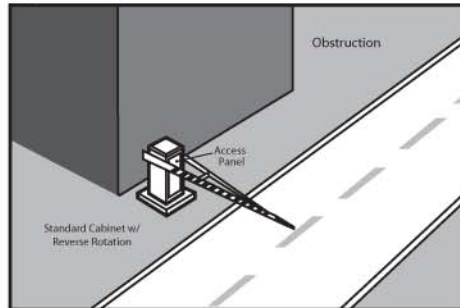
In the event of an obstruction close by the barrier gate the cabinet can be reversed to allow access to cabinet door.

## CONFIGURATION OPTION

### Standard



### Optional Reverse Cabinet



To comply with UL325, installation of secondary entrapment protection devices is required with this operator. Ask your installer which safety device is correct for your application.

## SPECIFICATIONS

### Operator Speed

Opening time: 11 seconds

### Power

115/208/230 VAC,  
Single Phase - 60Hz

208/230/460/575 VAC,  
Three Phase - 60Hz

### Accessory Power

One - 24VAC  
One - 115 VAC (available only  
with the 115 V model)

### Operator Weight

350 lbs.

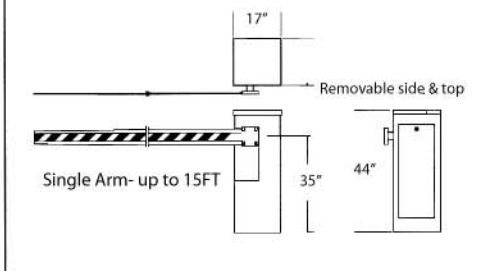
### UL Listed

UL325 & UL991 Listed-  
Class I, II, III and IV

### Construction

Gear Reduction:  
60:1 Wormgear Reducer in Oil Bath  
Motor:  
1/2 Continuous-Duty  
Metal Frame:  
11-Gauge Pre-Galvanized Steel

## DIMENSIONS



## RECOMMENDED CAPACITIES

HP	MAX. GATE LENGTH (ft.)	MAX. GATE WEIGHT (lbs.)	CYCLES (MCA)
1/2	24'	50	25

2 YEAR WARRANTY

# LiftMaster®

THE CHAMBERLAIN GROUP, INC.  
845 Larch Avenue • Elmhurst, IL 60126

www.DEKCanada.com

