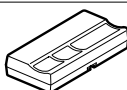


Single Button Remote Control



3-Button Remote Control



Mini-Remote Control

For use with 390 MHz Security+® garage door openers and light controls that have an **orange** learn button. The code between the remote control and the receiver changes with each use, randomly accessing over a billion new codes.

NOTE: Your products may look different than the products illustrated in this manual.

PROGRAMMING THE REMOTE CONTROL

1

Locate the Smart/Learn button on the garage door opener.

2

Press and immediately release the learn button. The learn LED will glow steadily for 30 seconds. Within 30 seconds...

3

Press and hold the button on the remote control that you wish to operate your door.

"click"
"click"

Release the button when the garage door opener lights blink or two clicks are heard.

TO CONTROL THE GARAGE DOOR OPENER LIGHTS

This feature is only available on garage door openers equipped with a multi-function door control and a remote control with more than one button. Not available with universal receiver. With Security+® remote controls, a remote control button can be programmed to operate the garage door opener lights without opening the door.

1

With the door closed, press and hold the remote control button that you want to control the light.

2

Press and hold the light button on the door control.

3

Press and hold the lock button on the door control.

"click"
"click"

After the garage door opener lights flash, release all buttons.

Test by pressing the remote control button. The garage door opener lights should turn on or off but the door should not move.

TO ERASE ALL CODES FROM MEMORY

To deactivate any unwanted remote control, first erase all codes:

1

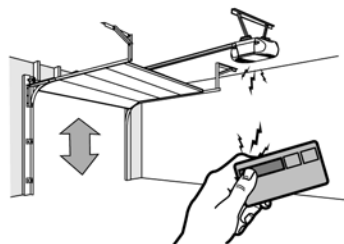
Press and hold the learn button on garage door opener until the learn LED goes out (approximately 6 seconds). All previous codes are now erased.

Reprogram each remote control you wish to use.

HOW TO USE THE REMOTE CONTROL

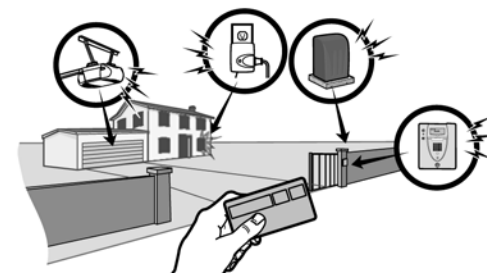
Press and hold the button down until the door or gate starts to move. The remote control will operate the garage door up to 3 car lengths away on typical installations.

Installations and conditions vary, contact an installing dealer for more information.



3-BUTTON REMOTE CONTROLS

Additional buttons on any Security+® remote control or mini-remote control can be programmed to operate other Security+® garage door openers, light controls, gate operators or access control systems.



ONE YEAR LIMITED WARRANTY

The Chamberlain Group, Inc. warrants to the first retail purchaser of this product that is free from defect in materials and/or workmanship for a period of 1 year from the date of purchase.

REPLACEMENT PARTS

3V2032 Lithium battery	10A20
Visor Clip (not available for mini-remote controls).....	29B137

THE REMOTE CONTROL BATTERY

The lithium battery should produce power for up to 5 years. To replace battery:

1 Use the visor clip or screwdriver to pry open the cover.

2 Remove the old battery. Dispose of old batteries properly.

3 Insert replacement batteries positive side up. Replace the batteries with only 3V2032 coin cell batteries.

4 Replace cover.

⚠ WARNING

To prevent possible SERIOUS INJURY or DEATH:

- NEVER allow small children near batteries.
- If battery is swallowed, immediately notify doctor.

To reduce risk of fire, explosion or chemical burn:

- Replace ONLY with 3V2032 coin batteries.
- DO NOT recharge, disassemble, heat above 212°F (100°C) or incinerate.

NOTICE: To comply with FCC and/or Industry Canada rules (IC), adjustment or modifications of this receiver and/or transmitter are prohibited, except for changing the code setting or replacing the battery. THERE ARE NO OTHER USER SERVICEABLE PARTS.

Tested to Comply with FCC Standards FOR HOME OR OFFICE USE. Operation is subject to the following two conditions: (1) this device may not cause harmful interference, and (2) this device must accept any interference received, including interference that may cause undesired operation.

DEK CANADA INC.

1928 ST-REGIS BLVD., DORVAL, QC, H9P 1H6

TEL: 514-685-5800

TOLL-FREE: 1-800-361-3198

FAX: 514-685-5804

www.dekcanada.com